

AR Ali-latch models










AR ali-latch models



The Ali-latch has been specifically designed for narrow stile aluminium sections. Now, it can be supplied with the extended AR forend measuring 175 x 26mm making it ideal for retro-fitting leading brands.

The latch bolt is reinforced with hardened steel pins for extra strength and durability. The anti-thrust pins ensures it is dead latched once the door is closed. It is also compatible with third-party electric strikes where remote access is required.

FEATURES

-  On door code change (ECP models)
-  Optional free passage mode
-  Key by-pass
(BL5702 AR ECP / BL5772 AR ECP)
-  Cycle tested 100k+
-  1000-2100+ combinations
-  Reversible on site
-  Optional code change disabling plug (ECP models)

Series Options



- Key Override (BL5702 AR ECP)**
 Built-in key cylinder fitted in the knob turn handle, allowing bypass with just the key.
- Back to Back keypads (BL5452 AR ECP /BL5772 AR ECP)**
 Back to back lever turn keypads with coded keypads fitted both sides, requiring coded entry and exit.
- Narrow profile locking system (BL6002 AR)**
 Narrow profile keypad designed for use on narrow stile and UPVC doors.
- Internal push/pull pads (BL5482 AR ECP /BL5782 AR ECP /BL6082 A**
 Internal reversible push /pull pads in replacement of standard internal lever handles.



BL5402 AR ECP

Flat bar lever keypad with internal lever handle and AR ali-latch



BL5702 AR ECP

Flat bar lever keypad with internal lever handle, AR ali-latch and built-in key override



BL6002 AR

Narrow style lever keypad with an internal lever handle and AR ali-latch



BL5482 AR ECP

Flat bar lever keypad with internal push/pull pad and AR ali-latch



BL5782 AR ECP

Flat bar lever keypad with internal push/pull pad, AR ali-latch and built-in key override



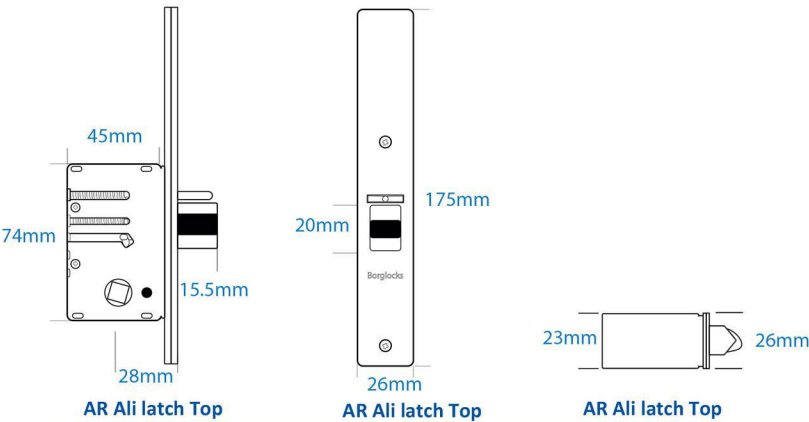
BL6082 AR

Narrow style lever keypad with an internal push/pull pad and AR ali-latch

Technical Information

Construction:	Cast housing & handle with s/steel buttons
Buttons:	13 buttons; 12 s/steel 10x11mm inbedded & engraved (BL5402 ECP & BL5702 ECP) or 7 buttons; 7 coded, 1 free passage (BL6002 AR)
Finishes:	Satin chrome /Stainless steel (BL5402 ECP & BL5702 ECP series), Satin stainless /White (BL6002 AR models only)
Fixings:	8mm bladed spindles & m4 s/steel fixings (BL5402 AR ECP & BL5702 AR ECP), 8mm square spindle & M4 s/steel fixings (BL6002 AR)
Door type:	Suitable for internal aluminum, steel, timber & composite doors (Satin Chrome), sheltered external (Satin Stainless)
Door thickness:	Fixings to suit door thickness up to 85mm
Free passage:	Optional free passage mode from 'F' button - Allows free access through the door w/o the need of inputting the code

Dimensions



(866) 951- 9370

sales@independentsecuritypartners.com