

**2000 ECP
SERIES**









BL2500 ECP Series



The BL2500 ECP series is a direct upgrade to our standard BL2000 ECP series keypads. These are all constructed with heavier duty, premium grade components made from stainless steel for the highest grade of engineering.


Each model in the BL2500 ECP series has been cycle tested to 100k operations and comes with the ECP "on the door" code change. These units are ideal for medium duty timber doors. Available with or without a holdback function as required on all of the ranges.

FEATURES

-  On door code change
-  Optional holdback
-  Cycle tested 100k+
-  Over 4000+ combinations
-  Reversible on site
-  Optional code change disabling plug


Series Options

- Tubular latch (BL2501 ECP /BL2521 ECP)**
50mm/ 60mm /70mm backset tubular latch with 12.5mm latch bolt and anti-thrust pin to prevent forced entry
- Holdback option (BL2501 ECP)**
Optional holdback available allowing the inside handle to remain held open, allowing free access without the need to operate the handle



BL2501 ECP

Knurled knob keypad with holdback paddle handle and tubular latch



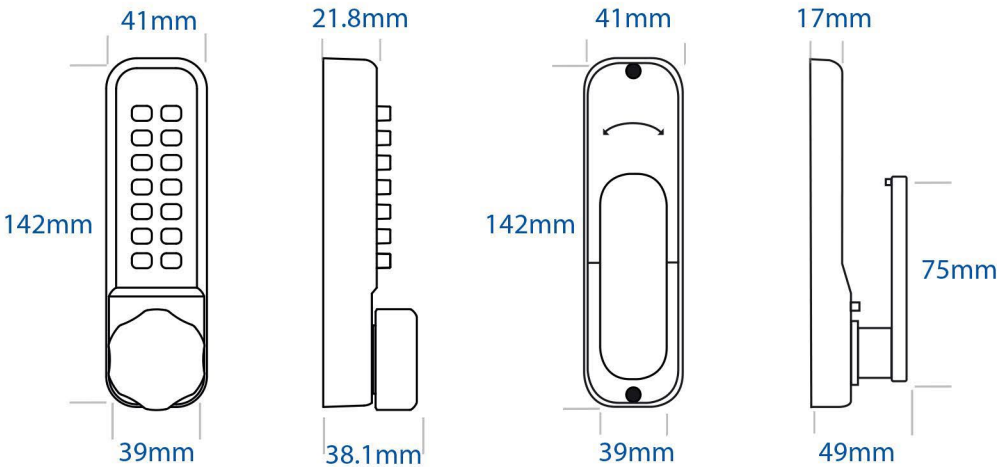
BL2521 ECP

Back to back knurled knob keypads with a tubular latch

Technical Information

Construction:	Cast housing & knob with s/steel buttons
Buttons:	14 buttons; 12 coded, 1 clear & 1 code change
Finishes:	Satin Stainless
Fixings:	2 flat bladed spindles (80 & 100mm) and fixings to suit door thickness up to 60mm
Door type:	Suitable for all internal light to medium duty doors
Deadlatch:	Anti-thrust pin ensures automatic locking when the door is closed
Door Thickness	60mm on standard fixings, 85mm on XL fixing kit (Part no. S227)

Dimensions



(866) 951- 9370
sales@independentsecuritypartners.com