

Welcome

...to the new Borg Lock compendium.

It's your guide to the largest and most comprehensive range of quality mechanical access control systems in the world!

Who are we?

We started manufacturing in 1997 and since then, we have LED the market in design, innovation and development of mechanical pushbutton digital door and gate locks



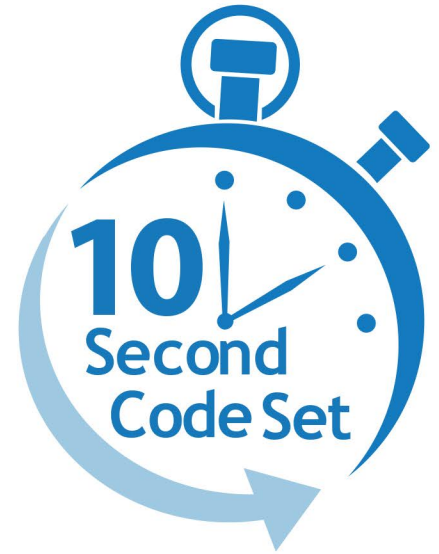
(866) 951 - 9370
sales@independentsecuritypartners.com

What is the ECP range?

ECP simply stands for EasiCode Pro.

For conventional push button locks, to change the code can take anywhere from ten to thirty minutes. This is because you firstly need to remove the keypad from the door and rearrange the internal tumblers. This can lead to code change errors and damage to the spring control bar, proving costly and time consuming.

The new EasiCode Pro range from Borg eliminates the risk and allows you to change the code on the door in seconds.



How does it work?

There are just 4 steps:

1. Enter the existing code
2. Press the code change button. For the BL2000 ECP and the BL5000 ECP style, this requires their respective code change key to do so.
3. Press the C button and enter your new code



(866) 951 - 9370
sales@independentsecuritypartners.com

**1000 ECP
SERIES**





BL1000 ECP Series



The new BL1000 series is a range of compact (110x40mm) keypads, designed specifically for metal cabinets, lockers and cupboards. They all feature our new ECP Easicode Pro coding chamber, allowing the code to be changed on site, quickly and securely.

As standard, they are supplied with a range of cams to ensure suitability to a wide range of cabinet and locker doors.

FEATURES

-  On the door code change
-  Over 500 code combinations
-  Cycle tested 50k+
-  Cam provided for cabinet setups
-  Non-handed
-  Preview pane on inside cam
-  Built-in key override (BL1700 models)

Series Options

- **Horizontally mounted unit (BL1516 ECP /BL1716 ECP)**
Keypad and internal cam mechanism both fitted horizontally to suit applications where vertical keypads cannot fit. A button insert is supplied to switch between left and right handed setups.
- **Key Override (BL1706 ECP /BL1716 ECP)**
Fitted with a keyoverride, allowing quick and easy entry without the need for a code. Ideal for locker situations where the code may be recoded by numerous people.
- **Code change shroud (S101)**
An external shroud, designed to cover up the coding button. This is designed as an additional step of security against being recoded. This is an additional part and not supplied as standard.



BL1506 ECP

Knurled knob cabinet lock with an internal cam mechanism and code change button



BL1516 ECP

Horizontal knurled knob cabinet lock with an internal cam mechanism and code change button



BL1706 ECP

Knurled knob cabinet lock with an internal cam mechanism, code change button and built-in key override



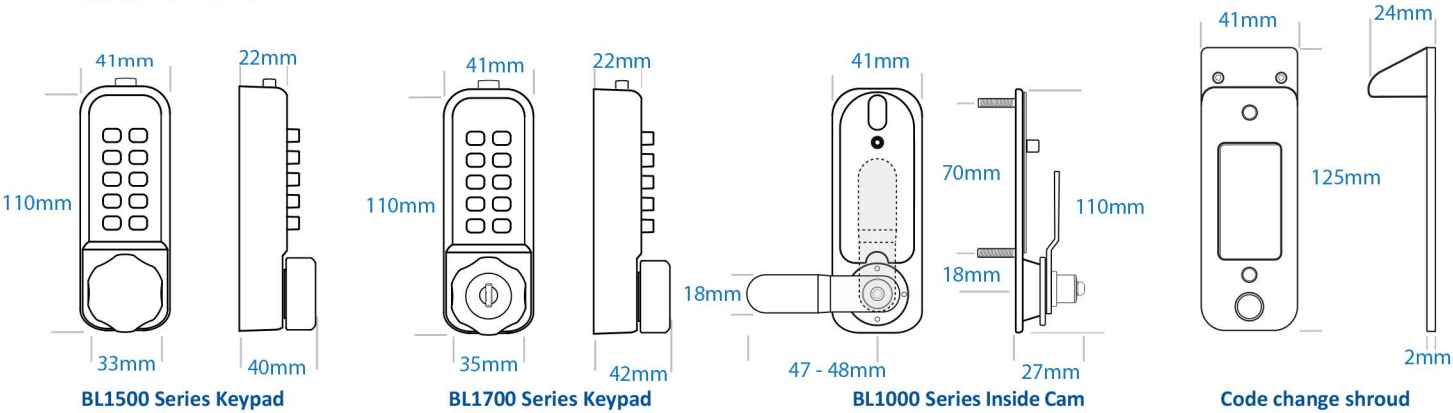
BL1716 ECP

Horizontal knurled knob cabinet lock with an internal cam mechanism, code change button and built-in key override

Technical Information

Construction:	Cast housing and knob with s/steel buttons
Buttons:	11 buttons; 10 s/steel 6 x 8mm & 1 cast code change button
Finish:	Satin Chrome
Fixings:	60mm flat bladed spindle & 10-30mm screws
Door type:	Suit internal & external lockers, cabinets & post boxes
Door thickness:	2 - 25mm thick
Cams Supplied:	48mm long straight & 47mm long w/ 6mm crank

Dimensions



(866) 951 - 9370

sales@independentsecuritypartners.com

**1000 ECP
SERIES**







BL1000 MG Pro ECP Series

The new series of compact, marine grade keypads is ideal for fitting outside to postboxes, delivery cabinets and other external storage units.

The keypads measure just 110 x 41mm wide and supplied with both straight and offset cams, allowing fitment to a wide range of cabinet set ups. The keypad is also supplied with a preview panel which allows a person to check the code from the inside, without the need to remove the lock from the locker. This is coated in our external grade MG Pro 2 finish, allowing use in environments where harsh weather and conditions are expected.

FEATURES

-  On the door code change
-  Over 500 code combinations
-  Cycle tested 50k+
-  Cam provided for cabinet setups
-  Non-handed
-  Preview pane on inside cam
-  1000 hours salt spray tested
-  Built-in key override (BL1700 models)



Series Options

- **Horizontally mounted unit (BL1516 ECP /BL1716 ECP)**
Keypad and internal cam mechanism both fitted horizontally to suit applications where vertical keypads cannot fit. A button insert is supplied to switch between left and right handed setups.
- **Key Override (BL1706 ECP /BL1716 ECP)**
Fitted with a standard euro cylinder override, allowing quick and easy entry without the need for a code. Ideal for locker situations where the code may be recoded by numerous people.
- **Coding change & weather shroud (S101B)**
An external shroud, designed to cover up the coding button. This is designed as an additional step of security against being recoded. This is an additional part and not supplied as standard.



BL1506 ECP

Knurled knob cabinet lock with an internal cam mechanism and code change button



BL1516 ECP

Horizontal knurled knob cabinet lock with an internal cam mechanism and code change button



BL1706 ECP

Knurled knob cabinet lock with an internal cam mechanism, code change button and built-in key override



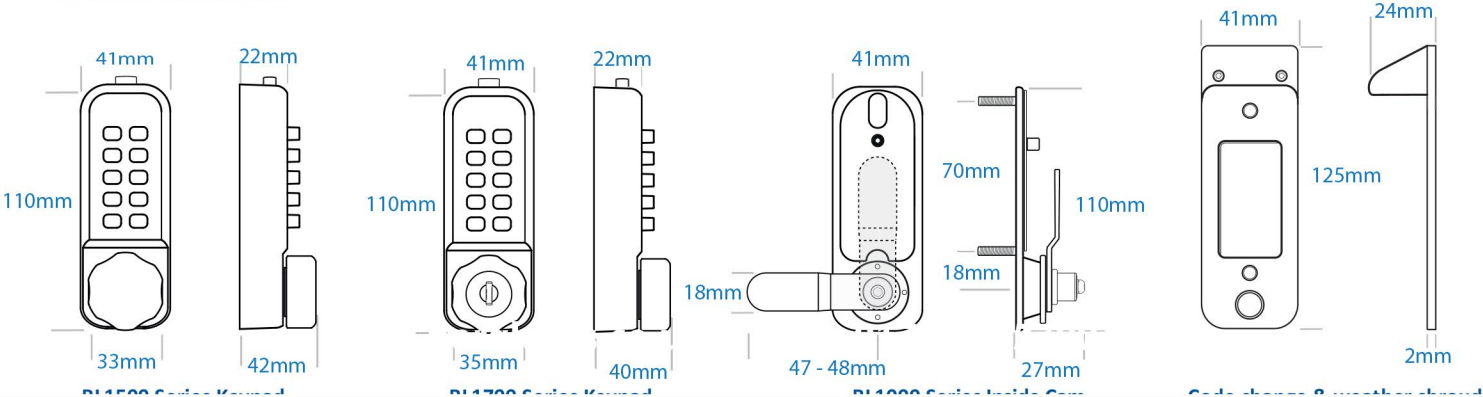
BL1716 ECP

Horizontal knurled knob cabinet lock with an internal cam mechanism, code change button and built-in key override

Technical Information

Construction:	Cast housing and knob with s/steel buttons
Buttons:	11 buttons; 10 s/steel 6 x 8mm & 1 cast code change button
Finish:	Black marine grade external coating (MG Pro 2)
Fixings:	60mm flat bladed spindle & 10-30mm screws
Door type:	Suit internal/external lockers, cabinets & post boxes
Door thickness:	2 - 25mm thick
Cams Supplied:	48mm long straight & 47mm long w/ 6mm crank

Dimensions



(866) 951- 9370

sales@independentsecuritypartners.com

2000 ECP
SERIES









BL2000 ECP Series



The BL2201 ECP acts as our entry level lock, providing access control for situations where entrance needs to be restricted. Fully mechanical and with a simplistic design, the model provides automatic locking until such a time that the correct code is entered.

This lock is cycle tested to 50,000 operations and is suited for internal doors where unauthorised entry is risk. This particular model can come fitted with a holdback function, allowing the door to be locked open for situations that demand free movement. This keypad is ideal for light duty, access control solutions and is suited for internal wooden or composite doors.

FEATURES

-  On door code change
-  Optional holdback
-  Over 4000+ combinations
-  Reversible
-  Cycle tested 50k+
-  Optional code change disabling plug



Series Options

- **Tubular latch (BL2001 ECP /BL2201 ECP /BL2021 ECP)**
50mm/ 60mm /70mm backset tubular latch with 12.5mm latch bolt and anti-thrust pin to prevent forced entry
- **Rim fixed deadbolt (BL2005 ECP)**
Surface mounted, 60mm deadbolt with 20mm retraction
- **Holdback option (BL2201 ECP)**
Optional holdback available allowing the inside handle to remain held open, allowing free access without the need to operate the handle



BL2001 ECP

Thumb turn knob keypad with with non-holdback paddle handle and tubular latch



BL2201 ECP

Thumb turn knob keypad with holdback paddle handle and tubular latch



BL2021 ECP

Back to back thumb turn knob keypads with a tubular latch



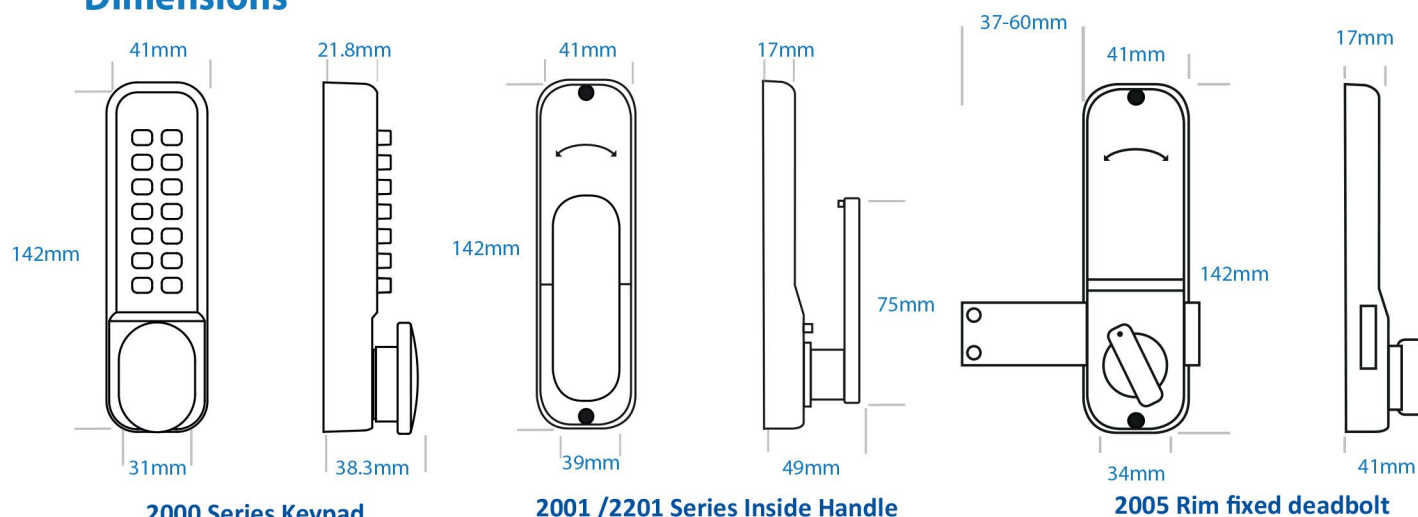
BL2005 ECP

Thumb turn knob keypad with an internal, rim-fixed deadbolt

Technical Information

Construction:	Cast housing & knob with s/steel buttons
Buttons:	14 buttons; 12 coded, 1 clear & 1 code change
Finishes:	Satin Chrome , Polished Brass & Satin stainless (Satin stainless for BL2005 ECP only)
Fixings:	2 flat bladed spindles (80 & 100mm)
Door type:	Suitable for all internal light duty doors
Deadlatch:	Anti-thrust pin ensures automatic locking when the door is closed
Door thickness:	60mm on standard fixings, 85mm on XL fixing kit (Part no. S227)

Dimensions



(866) 951-9370

sales@independentsecuritypartners.com

**2000 ECP
SERIES**



BL2400 ECP Series



The BL2400 ECP series represents a medium duty range of access control devices for situations where a knob turn keypad may not be suitable. As with all of our ECP range, this comes with on the door code change, allowing a fast recode without the stress of having to remove the keypad from the door.


This comes with an option to have a holdback function on the inside handle (single sided models only) and comes with a free turning handle until such a time that the correct code is entered into the device. This lock acts as a direct lever handle upgrade to any 130mm centre digital push button lock.

FEATURES

-  On door code change
-  Optional holdback
-  Cycle tested 100k+
-  Over 4000+ combinations
-  Reversible on site
-  Optional code change disabling plug
-  Free turning handle

Series Options

- **Tubular latch (BL2401 ECP /BL2421 ECP)**
50mm/ 60mm /70mm backset tubular latch with 12.5mm latch bolt and anti-thrust pin to prevent forced entry
- **Holdback option (BL2401 ECP)**
Optional holdback available allowing the inside handle to remain held open, allowing free access without the need to operate the handle



BL2401 ECP

Free turning lever handle
keypad with holdback inside
handle and tubular latch



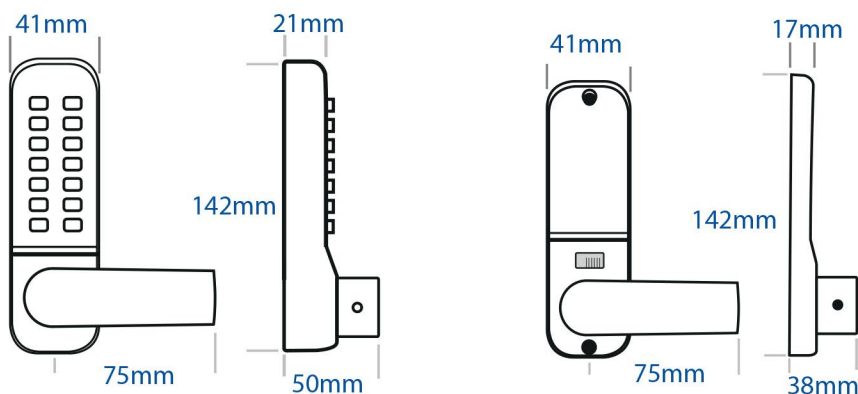
BL2421 ECP

Free turning lever handle
back to back keypad with a
tubular latch

Technical Information

Construction:	Cast housing & knob with s/steel buttons
Buttons:	14 buttons; 12 coded, 1 clear & 1 code change
Finishes:	Satin stainless
Fixings:	1 flat bladed sprung spindle (108mm) and fixings to suit door thickness up to 60mm
Door type:	Suitable for all internal light to medium duty doors
Deadlatch:	Anti-thrust pin ensures automatic locking when the door is closed
Door Thickness	60mm on standard fixings, 85mm on XL fixing kit (Part no. S227)

Dimensions



(866) 951- 9370
sales@independentsecuritypartners.com

**2000 ECP
SERIES**









BL2500 ECP Series



The BL2500 ECP series is a direct upgrade to our standard BL2000 ECP series keypads. These are all constructed with heavier duty, premium grade components made from stainless steel for the highest grade of engineering.


Each model in the BL2500 ECP series has been cycle tested to 100k operations and comes with the ECP "on the door" code change. These units are ideal for medium duty timber doors. Available with or without a holdback function as required on all of the ranges.

FEATURES

-  On door code change
-  Optional holdback
-  Cycle tested 100k+
-  Over 4000+ combinations
-  Reversible on site
-  Optional code change disabling plug


Series Options

- Tubular latch (BL2501 ECP /BL2521 ECP)**
50mm/ 60mm /70mm backset tubular latch with 12.5mm latch bolt and anti-thrust pin to prevent forced entry
- Holdback option (BL2501 ECP)**
Optional holdback available allowing the inside handle to remain held open, allowing free access without the need to operate the handle



BL2501 ECP

Knurled knob keypad with holdback paddle handle and tubular latch



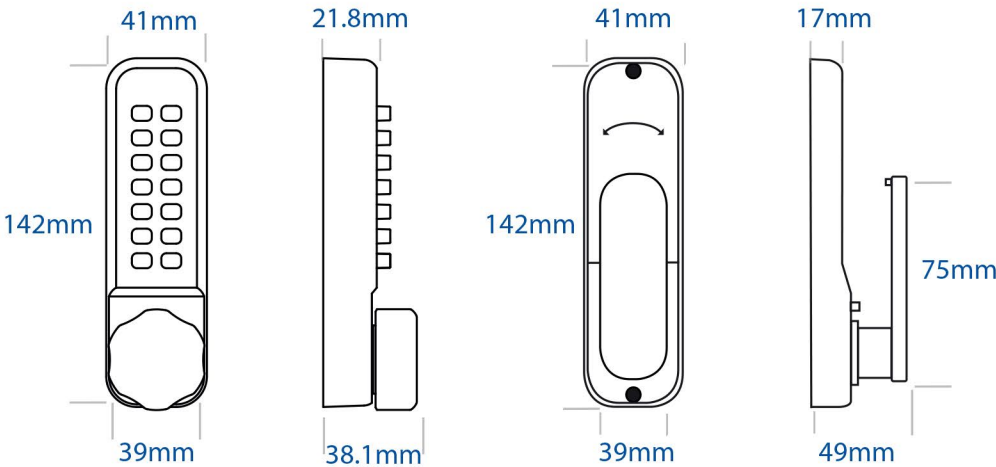
BL2521 ECP

Back to back knurled knob keypads with a tubular latch

Technical Information

Construction:	Cast housing & knob with s/steel buttons
Buttons:	14 buttons; 12 coded, 1 clear & 1 code change
Finishes:	Satin Stainless
Fixings:	2 flat bladed spindles (80 & 100mm) and fixings to suit door thickness up to 60mm
Door type:	Suitable for all internal light to medium duty doors
Deadlatch:	Anti-thrust pin ensures automatic locking when the door is closed
Door Thickness	60mm on standard fixings, 85mm on XL fixing kit (Part no. S227)

Dimensions



**2600 ECP
SERIES**



Marine Grade ECP Series



The Marine Grade series offers a comprehensive range of mechanical access control solutions that have been specifically developed for marine applications whereby compliance to the ISPS code is required.

Boasting our new MG Pro 2 marine grade finish, this improved material provides increased protection against saltwater corrosion as well as greater UV resistance. The BL2600 ECP series has numerous different variants available, allowing keypads to be fitted onto a wider range of different external applications.

FEATURES

-  On door code change
-  Optional holdback
-  Over 4000+ combinations
-  Reversible
-  Cycle tested 50k+
-  Optional code change disabling plug
-  1000 hours salt spray tested

Series Options

- Tubular latch (BL2601 ECP /BL2621 ECP)**
60mm backset, external grade tubular latch with 12.5mm latch bolt and anti-thrust pin to prevent forced entry.
- Back to back keypads (BL2621 ECP /BL2625 ECP)**
Fitted with keypads both sides, requiring a code for both entrance and exit.
- Rim fixed Deadbolt (BL2605 ECP)**
Fitted with a rim-fixed deadbolt as opposed to a standard mortice latch and handle. Designed for situations where the door may be too thin for standard.



BL2601 ECP

Knurled knob keypad lock with an internal paddle handle and tubular latch



BL2621 ECP

Back to back knurled knob keypad locks and tubular latch



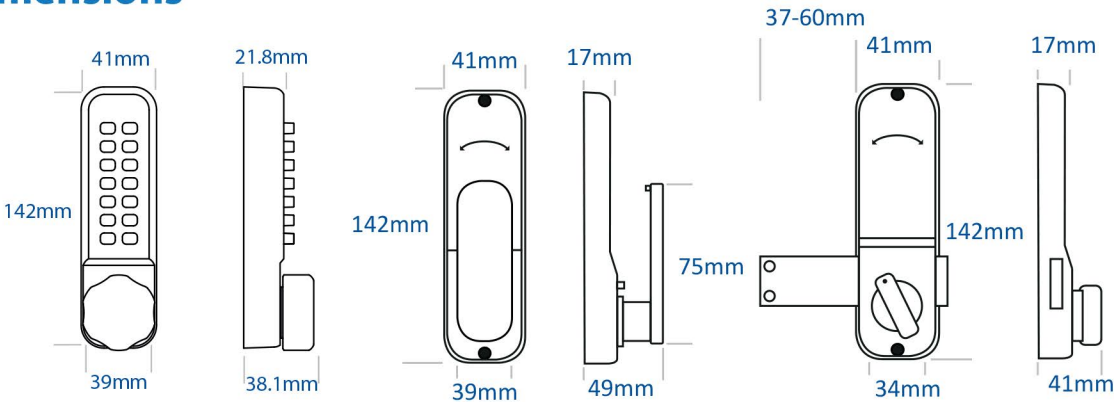
BL2605 ECP

Knurled knob keypad lock with an internal rim-fixed deadbolt

Technical Information

Construction:	Cast housing and knob with s/steel buttons
Buttons:	14 buttons; 12 coded, 1 clear & 1 code change
Finish:	Black marine external grade coating (MG Pro2)
Fixings:	1 flat bladed sprung spindle (120mm) and M4 screw fixings
Door type:	Suitable for external medium duty doors and gates
Door thickness:	Fixings to suit door thickness up to 85mm

Dimensions



BL2600 ECP Series keypad

BL2600 ECP Series inside handle

BL2605 ECP Series rim fixed deadbolt

(866) 951-9370

sales@independentsecuritypartners.com

**2000 ECP
SERIES**





BL2700 ECP Series



The BL2700 ECP series is a direct upgrade to our standard BL2000 ECP series keypads. This keypad comes with a built-in key cylinder, allowing a key override without the hassle of installing specialist lockcases.


Each model in the range has been cycle tested to 100,000 operations and comes with the ECP "on the door" code change. These units are ideal for medium duty timber doors. Available with or without a holdback function as required. For multiple units, a keyed alike option is available, giving the ability to use the same key over multiple keypads.

FEATURES

-  On door code change
-  Key by-pass
-  Optional holdback
-  Over 4000+ combinations
-  Reversible on site
-  Cycle tested 50k+
-  Optional code change disabling plug


Series Options

- **Tubular latch (BL2701 ECP /BL2771 ECP)**
50mm/ 60mm /70mm backset tubular latch with 12.5mm latch bolt and anti-thrust pin to prevent forced entry
- **Holdback option (BL2701 ECP)**
Optional holdback available allowing the inside handle to remain held open, allowing free access without the need to operate the handle
- **Keyed alike (BL2701 ECP /BL2771 ECP)**
Available for multiples of the unit. Each unit will have the same key number, allowing the need for only one key to operate on several units.



BL2701 ECP

Knob turn keypad with holdback paddle handle, tubular latch and built-in key override



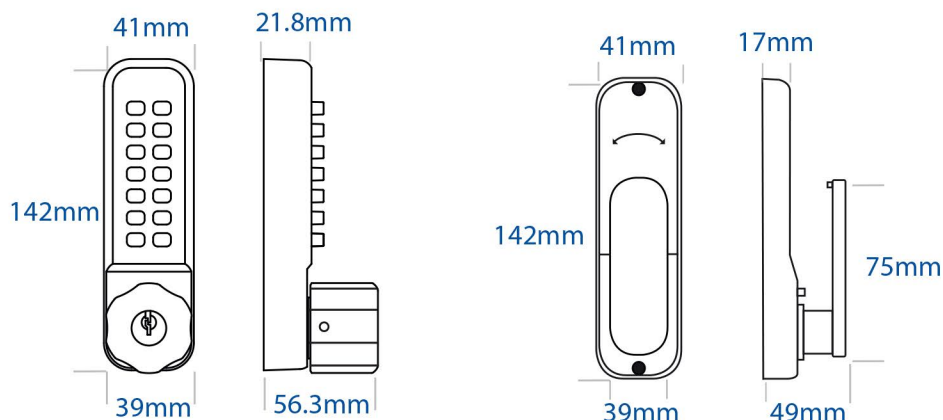
BL2771 ECP

Back to back knob turn keypads with tubular latch and built-in key override

Technical Information

Construction:	Cast housing & knob with s/steel buttons
Buttons:	14 buttons; 12 coded, 1 clear & 1 code change
Finishes:	Satin Chrome
Fixings:	1 sprung spindle (120mm) and fixings to suit door thickness up to 60mm
Door type:	Suitable for all internal light to medium duty doors
Deadlatch:	Anti-thrust pin ensures automatic locking when the door is closed
Door Thickness:	60mm on standard fixings, 85mm on XL fixing kit (Part no. S227)
Cylinder:	Yale / Schlage 6 pin removable cylinder and x3 keys to suit

Dimensions



(866) 951 - 9370

sales@independentsecuritypartners.com

**2000 ECP
SERIES**






BL2900 ECP Series



The BL2900 ECP series is a retro-fit solution for our standard BL2000 ECP series. This comes with an easy grip anti-ligature knob turn keypad not often seen with models of this size.


The BL2900 ECP series has been cycle tested to 50,000 operations and comes with an optional holdback function on most models. With all ECP models, this comes with an "on the door" code change function, allowing a quick and easy recode in as little as 10 seconds.

FEATURES

-  On door code change
-  Optional holdback
-  Over 4000+ combinations
-  Reversible
-  Cycle tested 50k+
-  Optional code change disabling plug

Series Options

- **Tubular latch (BL2901 ECP /BL2921 ECP)**
50mm/ 60mm /70mm backset tubular latch with 12.5mm latch bolt and anti-thrust pin to prevent forced entry
- **Holdback option (BL2901 ECP)**
Optional holdback function allowing the inside handle to remain held open, allowing free access without the need to operate the handle



BL2901 ECP (Non-Holdback)
Anti-ligature knob keypad with a non holdback paddle handle and tubular latch



BL2901 ECP (Holdback)
Anti-ligature knob keypad with a tubular latch and internal paddle handle with holdback function

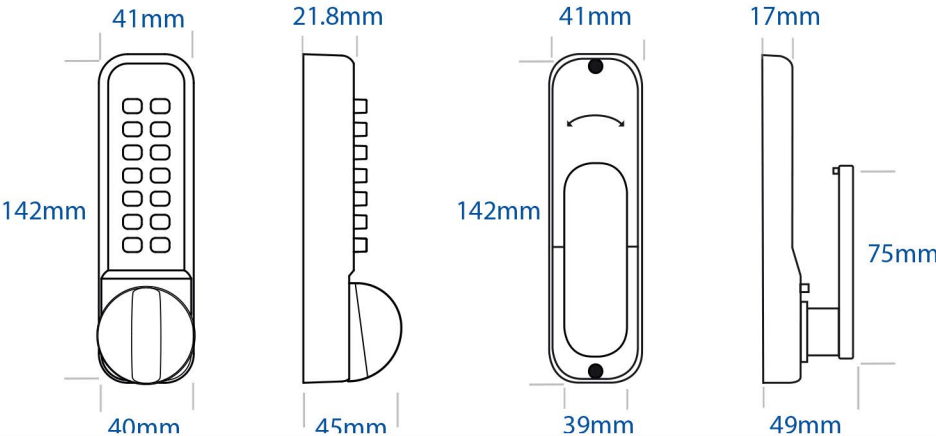


BL2921 ECP
Back to back Anti-ligature knob keypads supplied with a tubular latch

Technical Information

Construction:	Cast housing & knob with s/steel buttons
Buttons:	14 buttons; 12 coded, 1 clear & 1 code change
Finishes:	Satin Chrome
Fixings:	2 flat bladed spindles (80 & 100mm) and fixings to suit door thickness up to 60mm
Door type:	Suitable for all internal light to medium duty doors
Deadlatch:	Anti-thrust pin ensures automatic locking when the door is closed
Door Thickness	60mm on standard fixings, 85mm on XL fixing kit (Part no. S227)

Dimensions



(866) 951 - 9370

sales@independentsecuritypartners.com

**3000 ECP
SERIES**










BL3000 'Mini' ECP Series

Designed as a compact access control for box section metal gates, the 'mini' ECP range provides the ideal solution. Currently on the market are two options; the BL3030 ECP with back to back keypads or the BL3080 ECP with a keypad one side and a push or pull pad on the other.

The 'Mini' gate locks are supplied with "on the door" code change button, allowing a quick but secure code change without the hassle of removal. The locks are suited for 30-60mm box section gates and comes with the relevant M8 fixing bolts. The standard fixing centres are 122mm but an adaptor plate is available when retro fitting to gates with 140mm centres.

FEATURES

-  On gate code change
-  1000 hours salt spray tested
-  Built in reversible push / pull pad (BL3080 only)
-  Designed for metal box section gates
-  Over 1000+ combinations
-  Reversible on site
-  Concealed code change shield



Series Options

- Back to back keypads (BL3030 ECP)**
 Back to back keypads requiring codes on both entry and exit. Suitable for 122mm fixing centres and gate profiles between 30-60mm. Comes with a code button shroud pre-fitted.
- Reversible push /pull pad (BL3080 ECP)**
 Single sided push/pull pad, allowing free entry from the inside of the unit. Suited for 122mm fixing centres and comes with a coding button shroud to help restrict access to the mechanism.
- Adaptor plate (S331)**
 An adaptor plate is available when retro-fitting on a gate with 140mm fixing centres. The latch bolt adjustment length is reduced by 5mm when fitted with this adaptor.



BL3030 ECP

Back to back mini gate lock with knob keypads & concealed code change



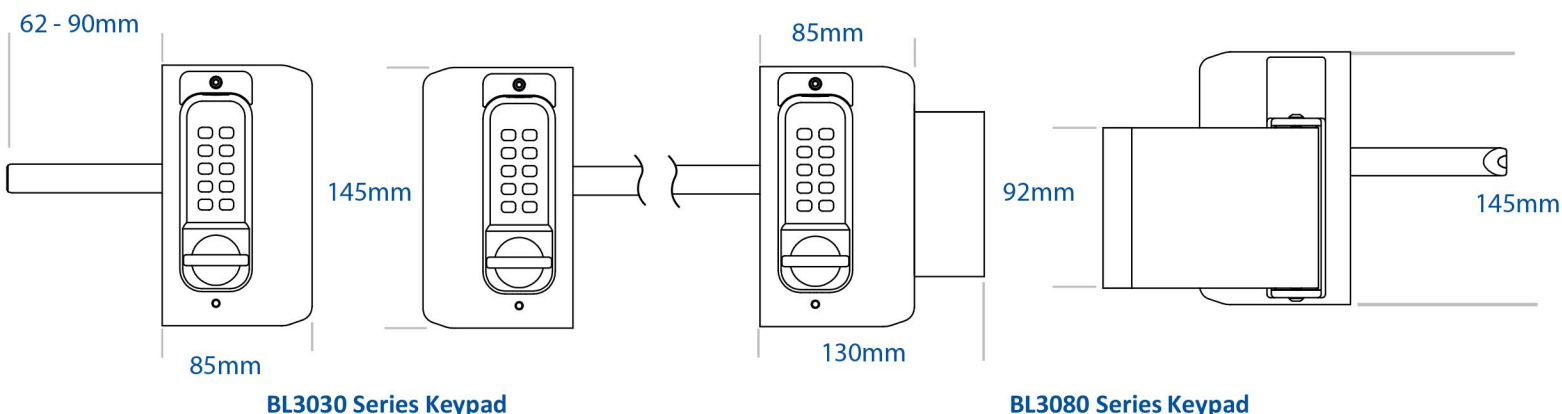
BL3080 ECP

Mini gate lock with knob keypad, inside push/pull pad & concealed code change

Technical Information

Construction:	Cast housing, locking assembly & knob w. S/steel buttons & Locking mechanism
Buttons:	11 button; 9 coded, 1 clear & 1 code change
Finish:	Black marine grade external coating (MG Pro 2)
Fixings:	Forend fixing system, M8 sleeved fixing bolts & supplied with rim-fixed strike plate
Gate type:	Suitable for external metal box section gates with 30-60mm profiles
Inside section:	Back to back reversible keypads (BL3030 ECP) or reversible push/pull pad (BL3080 ECP)
Fixing centres:	122mm as standard, 140mm with optional adaptor plate (S331)

Dimensions



(866) 951- 9370
sales@independentsecuritypartners.com

**3100 ECP
SERIES**



BL3100 ECP Series



The BL3100 ECP series combines our specially designed lockcase with our proven marine grade keypads, providing the ideal solution for metal box section gates. With the new MG PRO 2 external finish, they are now even harder wearing against salt water and UV.

Each lock is supplied with a fully adjustable latchbolt, designed to suit box section metal gates between 30-60mm as standard. An extension bolt is available to suit profiles up to 120mm. Our new patented ECP coding chamber allows quick and secure easy recoding without the need to remove the unit from the gate.

FEATURES

-  On gate code change
-  1000 hours salt spray tested
-  Anti-climb design
-  Designed for metal box section gates
-  Over 4000+ combinations
-  Reversible on site
-  Optional code change disabling plug

Series Options

- **Single sided keypads (BL3100 ECP /BL3100 DKO ECP)**
Single sided keypad with internal paddle handles and optional holdback functionality.
- **Back to back keypads (BL3130 ECP /BL3130 DKO ECP)**
Back to back keypads requiring codes on both entry and exit. Both sides work on a separate coding chamber.
- **Deadbolt key Override (DKO models)**
Standard 60mm euro cylinder built into the locking mechanism, providing key override as well as the ability to deadbolt the latch as required. Accessible from both sides.
- **XL Latchbolt (S311b)**
This is an optional part to retrofit onto existing setups. This is for gates with a thicker profile or a larger distance to cover, allowing it to suit up to 120mm profiles.



BL3100 ECP

Metal gate lock with knob turn ECP keypad, 65-80mm latchbolt & inside holdback paddle handle



BL3130 ECP

Metal gate lock with back to back knob turn ECP keypads & 65-80mm latchbolt



BL3100 DKO ECP

Metal gate lock with knob turn ECP keypad, 65-80mm latchbolt, inside holdback paddle handle & key override



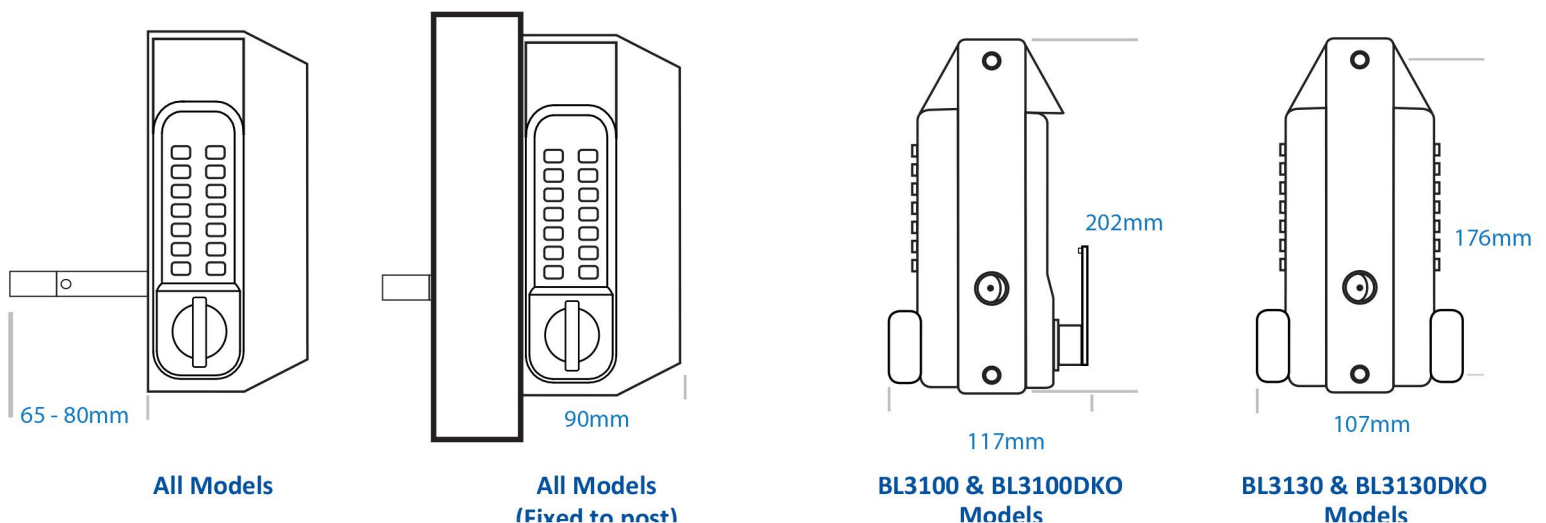
BL3130 DKO ECP

Metal gate lock with back to back knob turn ECP keypads, 65-80mm latchbolt & key override

Technical Information

Construction:	Cast housing and handle with s/steel buttons
Buttons:	14 buttons; 12 coded, 1 clear & 1 code change
Finish:	Black marine external grade coating (MG Pro 2)
Fixings:	Forend fixing system, M8 sleeved fixing bolts & supplied with rim-fixed strike plate
Gate type:	Suitable for metal box section gates, 30-60mm profiles (120mm w/ XL latchbolt S311B)
Inside section:	Back to back keypads (BL3130 /BL3130DKO models) or internal paddle handle (BL3100 /BL3100DKO models)
Fixing centres:	176mm fixing centres

Dimensions



(866) 951- 9370
sales@independentsecuritypartners.com

**3400 ECP
SERIES**




BL3400 ECP Series



The BL3400 ECP series combines our specially designed lockcase with our proven marine grade keypads, providing the ideal solution for metal box section gates. With the new MG PRO 2 external finish, they are now even harder wearing against salt water and UV.

Each lock is supplied with a fully adjustable latchbolt, designed to suit box section metal gates between 30-60mm as standard. An extension bolt is available to suit profiles up to 120mm. Our new patented ECP coding chamber allows quick and secure easy recoding without the need to remove the unit from the gate.

FEATURES

-  On gate code change
-  1000 hours salt spray tested
-  Designed for metal box section gates
-  Reversible on site
-  Free turning handle, permanently clutched until correct code entry
-  Over 4000+ combinations
-  Optional code change disabling plug
-  Anti-climb design

Series Options

- **Single sided keypads (BL3400 ECP /BL3400 DKO ECP)**
Single sided keypad with internal paddle handles and optional holdback functionality.
- **Back to back keypads (BL3430 ECP /BL3430 DKO ECP)**
Back to back keypads requiring codes on both entry and exit. Both sides work on a separate coding chamber.
- **Key Override (DKO models)**
Standard euro cylinder built into the lock mechanism, providing key override as well as the ability to deadbolt the latch as required. Accessible from both sides.
- **XL Latchbolt (S311b)**
This is an optional part to retrofit onto existing setups. This is for gates with a thicker profile or a larger distance to cover, allowing it to suit up to 120mm profiles.



BL3400 ECP

Metal gate lock with free turning lever ECP keypad, 65-80mm latchbolt & inside holdback lever handle



BL3430 ECP

Metal gate lock with back to back free turning lever ECP keypads & 65-80mm latchbolt



BL3400 DKO ECP

Metal gate lock with free turning lever ECP keypad, 65-80mm latchbolt, inside holdback lever handle & key override



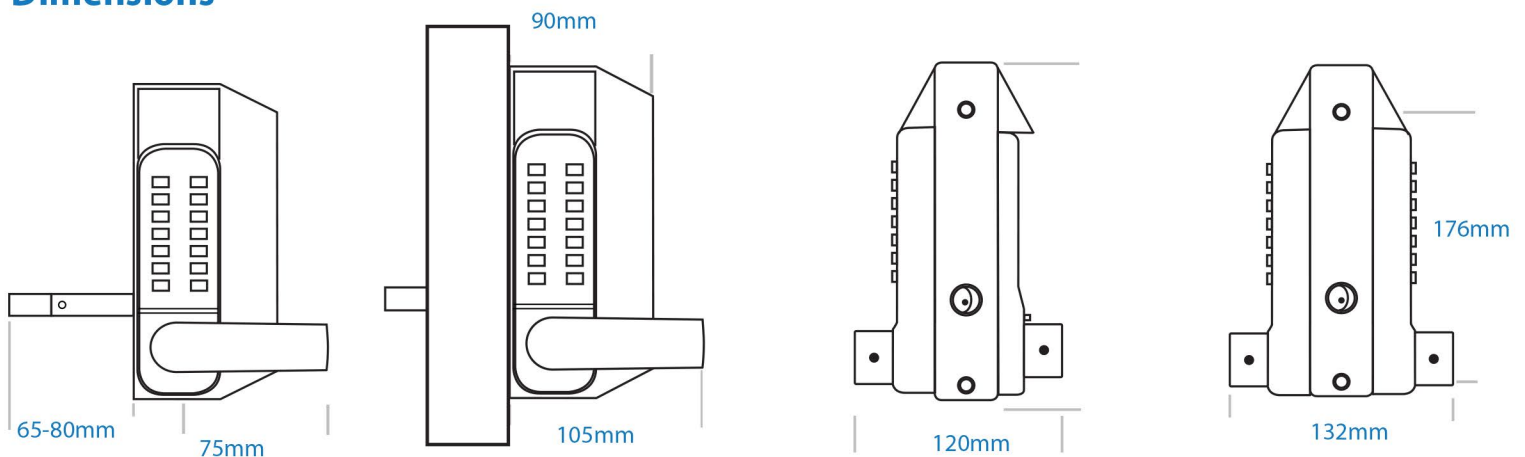
BL3430 DKO ECP

Metal gate lock with back to back free turning lever ECP keypads, 65-80mm latchbolt & key override

Technical Information

Construction:	Cast house and handle with s/steel buttons
Buttons:	14 buttons; 12 coded, 1 clear & 1 code change
Finish:	Black marine external grade coating (MG Pro 2)
Fixings:	Forend fixing system, M8 sleeved fixing bolts & supplied with rim-fixed strike plate
Gate type:	Suitable for metal box section gates, 30-60mm profiles (120mm w/ XL latchbolt S311B)
Fixing profiles:	Back to back keypads (BL3130 /BL3130DKO models) or internal paddle handle (BL3100 /BL3100DKO models)
Fixing centres:	176mm fixing centres

Dimensions



All models

All models

BL3400 ECP & BL3400DKO ECP

BL3430 ECP & BL3430DKO ECP

(866) 951-9370
sales@independentsecuritypartners.com

**4400 ECP
SERIES**



BL4400 ECP Series



The BL4400 series is designed specifically for most external applications. All the keypads have free turning lever handles, until the correct code is entered, in order to minimise the risk of damage through misuse or abuse.

The new MG Pro 2 finish is very hard wearing, providing greater resistance to harsh weather environments and UV. All units are supplied with fixing kits to suit doors and timber gates up to 85mm thick.

FEATURES

-  On door code change
-  Optional holdback
-  Over 4000+ combinations
-  Reversible
-  Cycle tested 50k+
-  Optional code change disabling plug
-  1000 hours salt spray tested

Series Options

- **Tubular latch (BL4401 ECP /BL4441 ECP)**
60mm backset, external grade tubular latch with 12.5mm latch bolt and anti-thrust pin to prevent forced entry.
- **Rim fixed slam latch (BL4409 ECP)**
Fitted with a rim-fixed slam latch as opposed to a standard mortice latch and handle. Designed for situations where the door may be too narrow to accommodate a mortice latch



BL4401 ECP

Lever turn keypad lock with an internal lever handle and tubular latch



BL4441 ECP

Back to back lever turn keypad locks and tubular latch



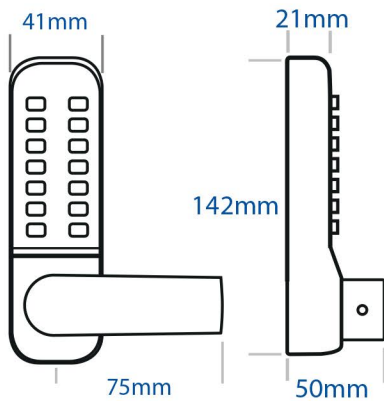
BL4409 ECP

Lever turn keypad lock with internal rim-fixed deadbolt

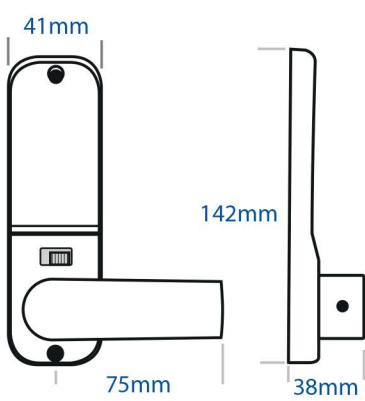
Technical Information

Construction:	Cast housing and handle with s/steel buttons
Buttons:	14 buttons; 12 coded, 1 clear & 1 code change
Finish:	Black marine external grade coating (MG Pro 2)
Fixings:	1 flat bladed sprung spindle (108mm) and M4 screw fixings
Door type:	Suitable for external medium duty doors and gates
Door thickness:	Fixings to suit door thickness up to 85mm
Holdback mode:	Holdback only available on BL4401 ECP models

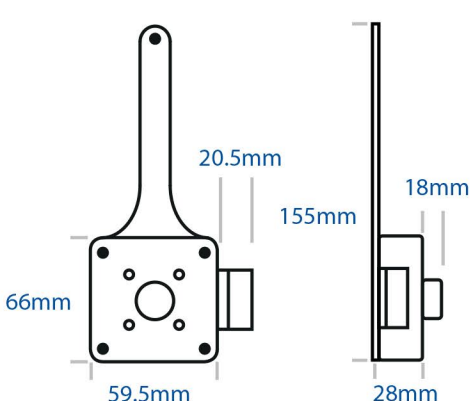
Dimensions



BL4400 ECP Series keypad



BL4400 ECP Series inside handle



BL4409 ECP Series rim-fixed slam latch

(866) 951- 9370
sales@independentsecuritypartners.com

**5000 ECP
SERIES**



BL5000 ECP Series



The BL5000 ECP series is a very versatile range of medium-heavy duty keypads. They are offered in a number of different variants as well as being suitable for retro-fitting third party lockcases.


The soft grip 22mm diameter round bar handle is free turning until the correct code is entered in order to alleviate wear as well as preventing misuse and abuse.

FEATURES

-  On door code change
-  Cycle tested 100k+
-  Optional Free passage mode
-  Free turning handle
-  Optional code change disabling plug
-  Over 1000+ combinations
-  Reversible on site

Series Options

- **Tubular latch (BL5001 ECP /BL5051 ECP)**
60mm /70mm backset tubular latch with 12.5mm latch bolt and anti-thrust pin to prevent forced entry
- **Sash lockcase (BL5003 ECP /BL5053 ECP)**
60 x 72mm lockcase with 12.5mm latch bolt and euro profile hole for third party key cylinder to allow deadlocking
- **Escape Lockcase (BL5004 ECP)**
60 x 72mm escape lockcase with 12.5mm latch bolt and unrestricted inside handle if deadlocked with third party key cylinder
- **Panic Hardware (BL5008 ECP)**
U-plate fixing kit & spindles designed to work in conjunction with third party panic hardware and push pads
- **Night Latch (BL5009 ECP)**
60 x 72mm mortice nightlatch with 12.5mm latch bolt and euro profile hole for third party key cylinder to override keypad



BL5000 ECP

Round bar lever keypad with inside handle unit
(No device supplied)



BL5001 ECP

Round bar lever keypad with an inside handle unit and tubular latch



BL5003 ECP

Round bar lever keypad with an inside handle unit and a lockcase




BL5004 ECP

Round bar lever keypad with an inside handle unit and escape lockcase




BL5008 ECP

Round bar lever keypad with fixing kit and spindles to fit with third party panic hardware




BL5009 ECP

Round bar lever keypad with an inside handle unit and mortice nightlatch



BL5051 ECP

Back to back round bar lever keypads with a tubular latch



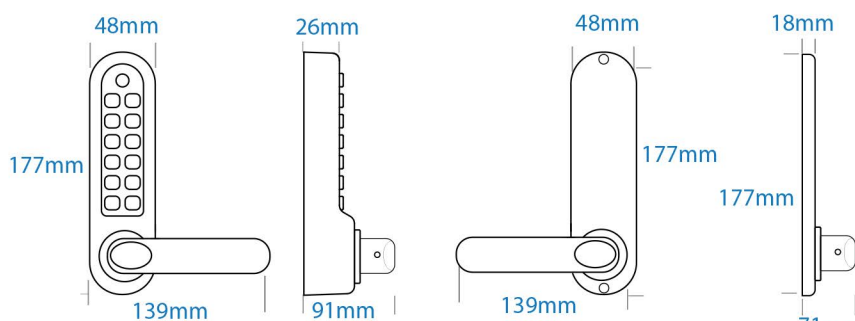
BL5003 ECP

Back to back round bar lever keypads with a lockcase

Technical Information

Construction	Cast housing & handle with s/steel buttons
Buttons	13 buttons; 12 s/steel 10 x 11mm indented and engraved & 1 code change button
Finishes	Satin Stainless, Satin Chrome
Fixings	8mm bladed spindle and M4 s/steel fixings
Door type	Medium-heavy timber, steel or composite doors
Door Thickness	60mm on standard fixings, 85mm on XL fixing kit
External Grading	Internal or sheltered external (satin stainless finish only)

Dimensions



(866) 951-9370

sales@independentsecuritypartners.com

**MG Pro
SERIES**



BL5000 MG Pro ECP Series



The BL5000 MG Pro ECP series is a range of marine grade keypads designed for medium to heavy duty applications. All of the critical internal components are made from the highest grade of stainless steel to resist corrosion and wear.


And with the new MG Pro 2 finish, which is even harder wearing, makes the keypads ideal for fitting into environments where harsh weather and conditions is to be expected.

FEATURES

-  On the door code change
-  Optional Free passage mode
-  Over 1000 code combinations
-  Free turning handle
-  1000 hours salt spray tested
-  Cycle tested 100k+
-  Reversible on site
-  Optional code change disabling plug

Series Options

- **Tubular latch (BL5201 ECP /BL5251 ECP /BL5701 ECP /BL5771 ECP)**
60mm backset, external grade tubular latch with 12.5mm latch bolt and anti-thrust pin to prevent forced entry.
- **Back to back keypads (BL5251 ECP /BL5771 ECP)**
Fitted with a standard euro cylinder override, allowing quick and easy entry without the need for a code.



BL5200 ECP

Stubby round bar lever keypad lock with an internal lever handle (No device supplied)



BL5201 ECP

Stubby round bar lever keypad lock with an internal lever handle and a tubular latch



BL5251 ECP

Back to back stubby round bar lever keypad locks with a tubular latch



BL5700 MG Pro ECP

Flat bar lever keypad lock with an internal lever handle and built-in key override (No device supplied)



BL5701 MG Pro ECP

Flat bar lever keypad lock with an internal lever handle and 60mm tubular latch and built-in key override



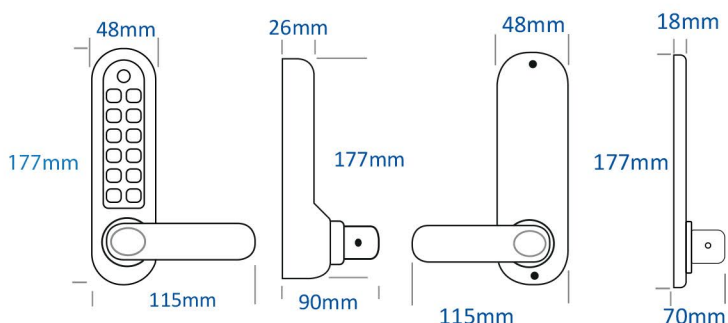
BL5771 MG Pro ECP

Back to back flat bar lever keypad locks and 60mm tubular latch and built-in key override

Technical Information

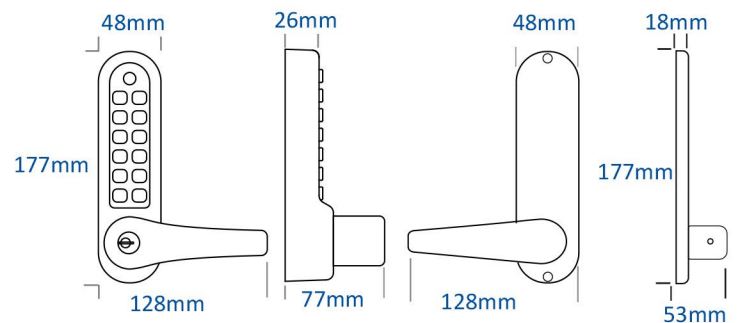
Construction:	Cast housing & handle with s/steel buttons
Buttons:	13 buttons; 12 s/steel 10 x 11mm indented and engraved
Finish:	Black marine grade external coating (MG Pro 2)
Fixings:	8mm bladed spindle and M4 s/steel fixings
Door type:	Suit all door types both internal and external, medium heavy duty applications
Door thickness:	Fixings to suit door thickness up to 85mm

Dimensions



BL5200 Series keypad

BL5200 Series Inside Handle



BL5700 Series keypad

BL5700 Series Inside Handle

(866) 951-9370

sales@independentsecuritypartners.com

**5100 ECP
SERIES**



BL5100 ECP Series



The BL5100 ECP series is a medium-heavy duty keypad designed to particularly for applications where misuse can be expected. The ergonomic knob design, whilst easy to grip, is very difficult to over rotate.

Available with an optional free passage mode and the ECP coding chamber, offering an on the door code change, cutting the hassle of recoding a lock and allowing you to complete the procedure in as little as 10 seconds.

FEATURES

- ■ On door code change
- ↻ Cycle tested 100k+
- 🔓 Optional Free passage mode
- ⊗ Optional code change disabling plug
- 🌀 Over 1000+ combinations
- ↔ Reversible on site
- 🔑 Free turning handle

Series Options

- Tubular latch (BL5101 ECP /BL5151 ECP)**
60mm /70mm backset tubular latch with 12.5mm latch bolt and anti-thrust pin to prevent forced entry
- Sash lockcase (BL5103 ECP)**
60 x 72mm lockcase with 12.5mm latch bolt and euro profile hole for third party key cylinder to allow deadlocking
- Escape Lockcase (BL5104 ECP)**
60 x 72mm escape lockcase with 12.5mm latch bolt and unrestricted inside handle if deadlocked with third party key cylinder
- Panic Hardware (BL5108 ECP)**
U-plate fixing kit & spindles designed to work in conjunction with third party panic hardware and push pads
- Night Latch (BL5109 ECP)**
60 x 72mm mortice nightlatch with 12.5mm latch bolt and euro profile hole for third party key cylinder to override keypad



BL5100 ECP

Knob turn keypad with a inside handle unit (no device supplied)



BL5101 ECP

Knob turn keypad with a inside handle unit and tubular latch



BL5103 ECP

Knob turn keypad with a inside handle unit and 60mm backset escape lockcase



BL5104 ECP

Knob turn keypad with a inside handle unit and 60mm backset escape lockcase



BL5108 ECP

Knob turn keypad with fixing kit and spindle to fit with third party panic hardware



BL5109 ECP

Knob turn keypad with a inside handle unit and 60mm backset mortice nightlatch



BL5111 ECP

Back to back knob turn keypads with a tubular latch



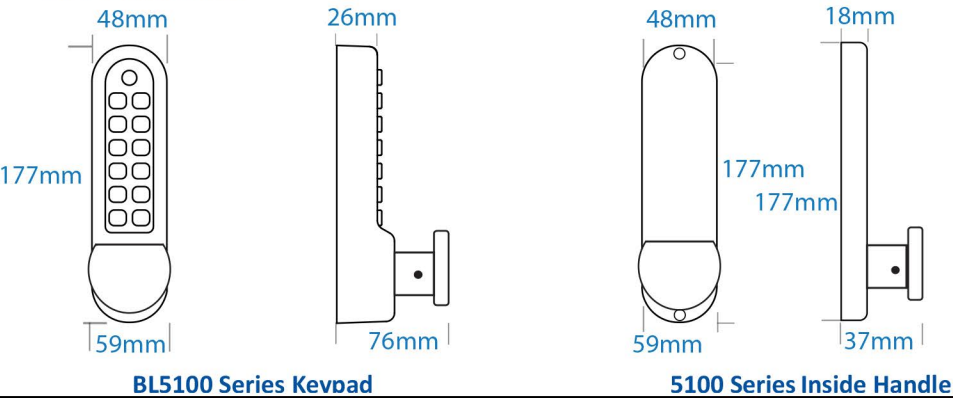
BL5151 ECP

Knob turn keypad with inside handle unit and 60mm backset escape lockcase

Technical Information

Construction	Cast housing & knob handle with s/steel buttons
Buttons	13 buttons; 12 s/steel 10 x 11mm indented and engraved & 1 code change button
Finishes	Satin Stainless, Satin Chrome
Fixings	8mm bladed spindle and M4 s/steel fixings
Door type	Medium-heavy timber, steel or composite doors
Door Thickness	60mm on standard fixings, 85mm on XL fixing kit
External Grading	Internal or sheltered external (satin stainless finish only)

Dimensions



(866) 951- 9370

sales@independentsecuritypartners.com

**5400 ECP
SERIES**



BL5400 ECP Series



The BL5400 ECP series is a very versatile range of medium-heavy duty keypads. They are offered in a number of different variants as well as being suitable for retro-fitting third party lockcases.

The contemporary flat bar lever handle is free turning until the correct code is entered in order to alleviate wear as well as preventing misuse and abuse.

FEATURES

-  On door code change
-  Cycle tested 100k+
-  Optional Free passage mode
-  Free turning handle
-  Over 1000+ combinations
-  Reversible on site
-  Optional code change disabling plug

Series Options

- **Tubular latch (BL5401 ECP /BL5451 ECP)**
60mm /70mm backset tubular latch with 12.5mm latch bolt and anti-thrust pin to prevent forced entry
- **Sash lockcase (BL5403 ECP)**
60 x 72mm lockcase with 12.5mm latch bolt and euro profile hole for third party key cylinder to allow deadlocking
- **Escape Lockcase (BL5404 ECP)**
60 x 72mm escape lockcase with 12.5mm latch bolt and unrestricted inside handle if deadlocked with third party key cylinder
- **Panic Hardware (BL5408 ECP)**
U-plate fixing kit & spindles designed to work in conjunction with third party panic hardware and push pads
- **Night Latch (BL5409 ECP)**
60 x 72mm mortice nightlatch with 12.5mm latch bolt and euro profile hole for third party key cylinder to override keypad




BL5400 ECP

Flat bar lever keypad with an inside handle unit (no device supplied)



BL5401 ECP

Flat bar lever keypad with an inside handle unit and tubular latch



BL5403 ECP

Flat bar lever keypad with a inside handle unit and lockcase



BL5404 ECP

Flat bar lever keypad with inside handle unit and escape lockcase



BL5408 ECP

Flat bar lever keypad with fixing kit and spindles to fit with third party panic hardware



BL5409 ECP

Flat bar lever keypad with inside handle unit and mortice nightlatch



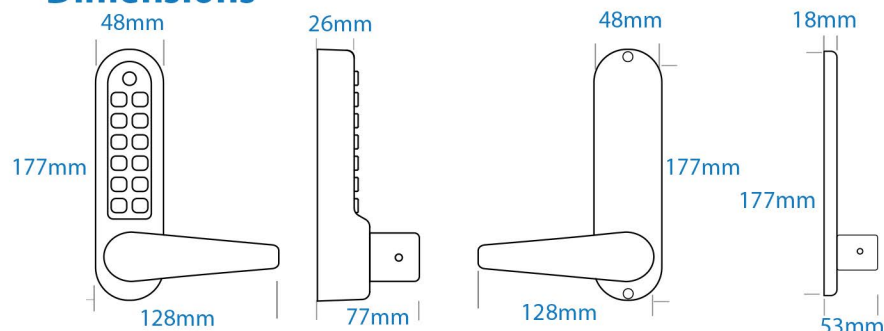
BL5451 ECP

Back to back flat bar lever keypads with free passage mode and tubular latch

Technical Information

Construction	Cast housing & handle with s/steel buttons
Buttons	13 buttons; 12 s/steel 10 x 11mm indented and engraved & 1 code change button
Finishes	Satin Stainless, Satin Chrome
Fixings	8mm bladed spindle and M4 s/steel fixings
Door type	Medium-heavy timber, steel or composite doors
Door Thickness	60mm on standard fixings, 85mm on XL fixing kit
External Grading	Internal or sheltered external (satin stainless finish only)

Dimensions



(866) 951-9370

sales@independentsecuritypartners.com

**5700 ECP
SERIES**



BL5700 ECP Series



The BL5700 ECP is a heavy duty keypad designed specifically for hospitals and similar busy environments.

The 10 second outdoor code change ensures the access code can be changed regularly to maintain security. For more senior members of staff, keying alike all of the cylinders ensures that key members of staff can move around the facility without the need to remember the codes.

FEATURES

-  On door code change
-  Key by-pass
-  Optional free passage mode
-  Cycle tested 100k+
-  Free turning handle
-  Over 1000+ combinations
-  Reversible on site
-  Optional code change disabling plug

Series Options

- **Tubular latch (BL5701 ECP /BL5771 ECP)**
60mm /70mm backset tubular latch with 12.5mm latch bolt and anti-thrust pin to prevent forced entry
- **Back to Back keypads (BL5771 ECP)**
60mm/70mm tubular latch with 12.5mm latch bolt with back to back keypads and built-in key override both sides



BL5700 ECP

Flat bar lever keypad with free passage mode and inside handle unit (no device supplied)



BL5701 ECP

Flat bar lever keypad with free passage mode, inside handle unit and tubular latch



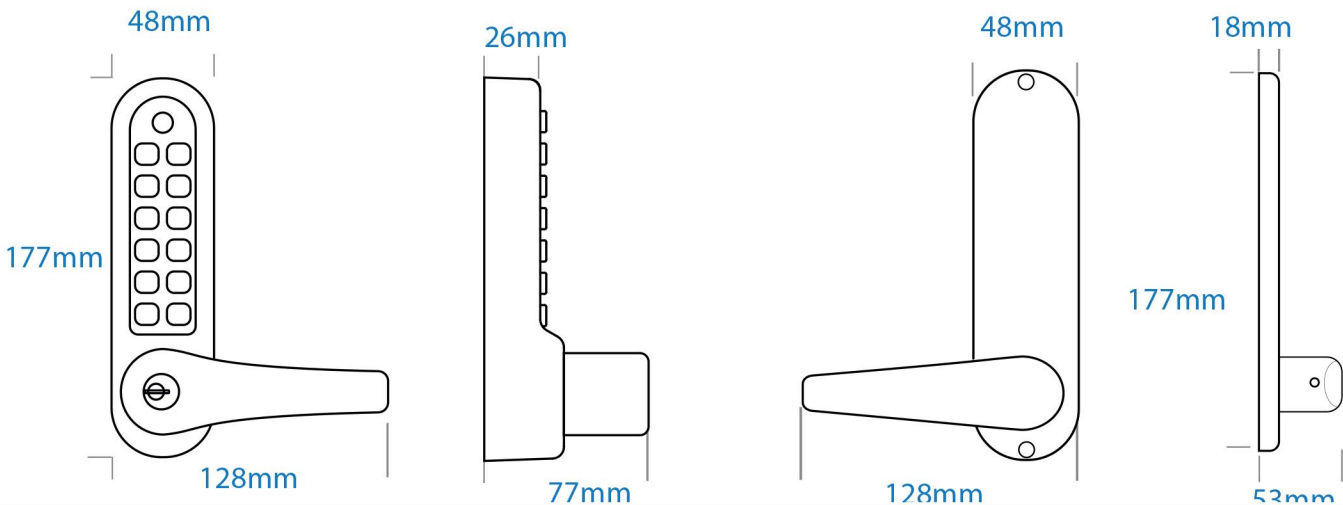
BL5771 ECP

Flat bar lever keypad with free passage mode, inside handle unit and tubular latch

Technical Information

Construction	Cast housing & handle with s/steel buttons
Buttons	13 buttons; 12 s/steel 10 x 11mm indented and engraved & 1 code change button
Finishes	Satin Stainless, Satin Chrome
Fixings	8mm bladed spindle and M4 s/steel fixings
Door type	Medium-heavy timber, steel or composite doors
Door Thickness	60mm on standard fixings, 85mm on XL fixing kit
External Grading	Internal or sheltered external (satin stainless finish only)

Dimensions



(866) 951- 9370

sales@independentsecuritypartners.com

**6000
SERIES**



BL6000 Series

The BL6000 series is a range of heavy duty keypads which has a single column of 8 buttons, incorporating a double button code press, allowing each digit to be set in the twice. This design allows over 2000 genuine combinations.

This series is designed to be fitted onto narrow stile door sections, including UPVC, aluminium, composite or wood. This range is also compatible with most multipoints, with the BL6100 variant designed to work with 90 & 92mm centred multipoint locking systems.

FEATURES

-  Designed for UPVC doors
-  Cycle tested 100k+
-  Optional Free passage mode
-  Free turning handle
-  Over 2100+ combinations
-  Reversible on site

Series Options

- **Sash lockcase (BL6003)**
60 x 72mm lockcase with 12.5mm latch bolt and euro profile hole for third party key cylinder to allow deadlocking
- **Escape Lockcase (BL6004)**
60 x 72mm escape lockcase with 12.5mm latch bolt and unrestricted inside handle if deadlocked with third party key cylinder
- **Night Latch (BL6009)**
60 x 72mm mortice nightlatch with 12.5mm latch bolt and euro profile hole for third party key cylinder to override keypad
- **Extension plate (BL6100)**
Extension plate incorporating escutcheon behind keypad & inside handle, allowing it to suit 90/92 centre multi-point locks.



BL6000

Round bar lever keypad with free passage mode and inside handle unit (no device supplied)



BL6003

Round bar lever keypad with free passage mode, inside handle unit and lockcase



BL6004

Round bar lever keypad with free passage mode, inside handle unit and escape lockcase



BL6009

Round bar lever keypad with free passage mode, inside handle unit and mortice nightlatch



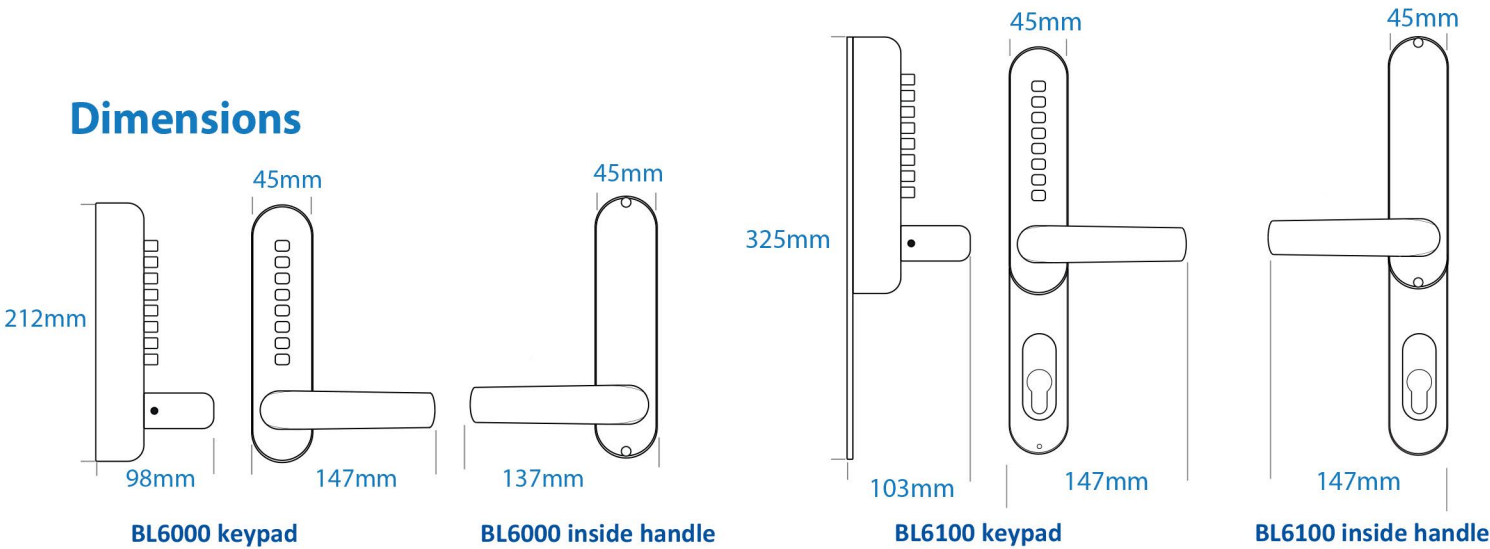
BL6100

Back to back round bar lever keypads with free passage mode extension plate including escutcheon behind both to retrofit on 90/92 centre multipoint locks

Technical Information

Construction	Cast housing & handle with s/steel buttons
Buttons	8 buttons; 7 s/steel 10 x 11mm indented and engraved & 1 free passage button
Finishes	Satin Stainless, white
Fixings	8mm square and M4 s/steel fixings
Door type	Heavy duty timber, steel, UVPC and composite doors
Door Thickness	85mm on standard fixings
External Grading	Internal or external

Dimensions



(866) 951- 9370

sales@independentsecuritypartners.com

**7000
SERIES**



BL7000 Series

The BL7000 is an established and reliable, heavy duty lock designed for industrial and high traffic areas. This comes with on the door code changing, available from the inside handle and the ability to put it into a free passage mode.

Available with a wide range of different latch and lockcase solutions as well as a modification to the handle type to make it a knob turn. This keypad is suitable for external situations and boasts a 100,000 cycle test, proving its strength and reliability. Designed to act as a retrofit upgrade of the BL5000 series as well as the Unican 1000 & 5000 models.

FEATURES

-  On the door code change
-  Over 2000 code combinations
-  Cycle tested 100k+
-  Heavy duty
-  Non-handed
-  Free turning handle

Series Options

- **Tubular latch (BL7001)**
60mm /70mm backset tubular latch with 12.5mm latch bolt and anti-thrust pin to prevent forced entry
- **Sash lockcase (BL7003)**
60 x 72mm lockcase with 12.5mm latch bolt and euro profile hole for third party key cylinder to allow deadlocking
- **Escape Lockcase (BL7004)**
60 x 72mm escape lockcase with 12.5mm latch bolt and unrestricted inside handle if deadlocked with third party key cylinder
- **Night Latch (BL7009)**
60 x 72mm mortice nightlatch with 12.5mm latch bolt and euro profile hole for third party key cylinder to override keypad
- **Knob turn handle (BL7100)**
Heavy duty turn knob available as a retro-fit to the standard lever turn handle.



BL7000

Heavy duty lever keypad with inside handle unit (no device supplied)



BL7001

Heavy duty lever keypad with inside handle unit and tubular latch



BL7003

Heavy duty lever keypad with a inside handle unit and backset lockcase



BL7004

Heavy duty lever keypad with a inside handle unit and 60mm backset escape lockcase



BL7009

Heavy duty lever keypad with a inside handle unit and mortice nightlatch



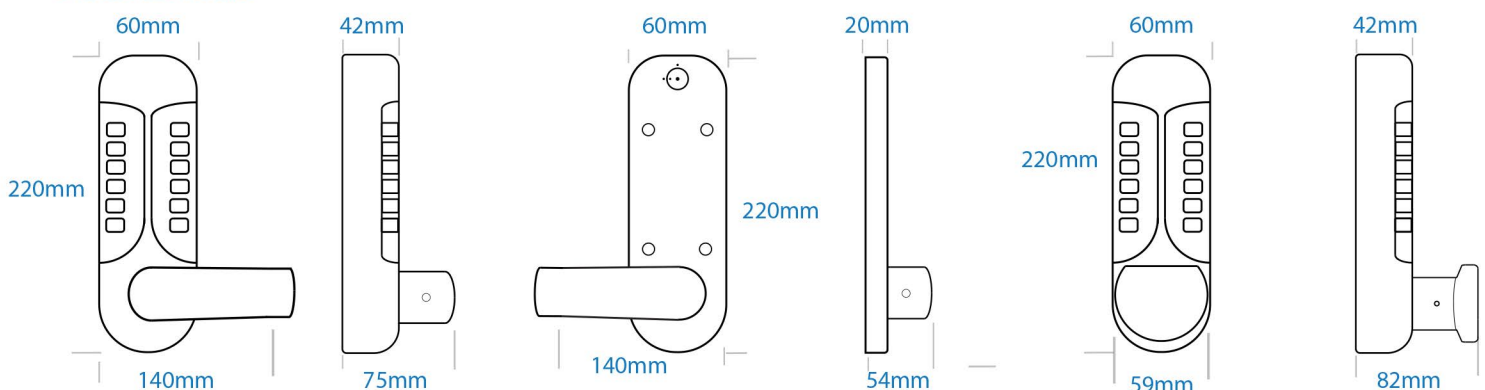
BL7100

Heavy duty knob turn keypad with inside handle unit (no device supplied)

Technical Information

Construction:	Cast housing handle and buttons
Buttons:	12 coded buttons
Finish:	Satin chrome & Satin stainless
Fixings:	8mm square spindle
Door type:	Suitable for heavy duty steel & timber doors
External Grade:	Internal or sheltered external (satin stainless finish only)

Dimensions



(866) 951-9370

sales@independentsecuritypartners.com

Ali-latch models










Ali latch models



The ali latch has been specifically designed for narrow stile doors. It has just a 28mm backset and is only 46mm overall, making it ideal for aluminium sections.

The latch body is reinforced with hardened steel pins for extra strength and durability; the anti-thrust pin ensures it is dead latched once the door is closed. The ali-latch is compatible with third-party electric strikes where remote access may be required.

FEATURES

-  On door code change
-  Optional free passage mode
-  Key by-pass
(BL2702 ECP /BL5702 ECP models)
-  Cycle tested 100k+
-  1000-4000+ combinations
-  Reversible on site
-  Optional code change disabling plug

Series Options



- Holdback Functionality (BL2202 ECP /BL2402 ECP /BL2502 ECP/BL2702 ECP /BL4402 ECP)**
 Optional holdback function allowing the unit to be held open for situations where unrestricted access is required.
- Key Override (BL2702 ECP /BL2772 ECP /BL5702 ECP /BL5772 ECP)**
 Built-in key cylinder fitted in the knob or lever turn handle, allowing bypass with just the key.
- Back to Back Keypads (BL2022 ECP /BL2422 ECP /BL2522 ECP /BL2772 ECP /BL4442 ECP /BL5452 ECP /BL5772 ECP)**
 Back to back keypads requiring coded entry and exit for situations where access control is required from both directions.
- Marine Grade (BL4402 ECP /BL4442 ECP /BL5202 ECP /BL5702 ECP)**
 Our black MG Pro finish boasts fully external grading and has been salt spray tested for 1000 hours.



BL2202 ECP

Thumb turn keypad lock with holdback paddle handle and ali-latch



BL2402 ECP

Free turning lever turn keypad lock with holdback lever internal handle and ali-latch



BL2502 ECP

Knurled knob turn keypad lock with holdback paddle handle and ali-latch



BL2702 ECP

Knob turn keypad lock with an internal paddle handle, key override and ali-latch



BL4402 ECP

MG Pro free turning lever keypad with holdback lever handle and ali latch



BL5402 ECP

Free turning lever handle keypad lock with an and internal lever handle



BL5702 ECP

Free turning lever handle keypad lock with a built-in key override and internal lever handle



BL5202 ECP

Stubby round bar lever keypad with an internal lever handle and ali-latch



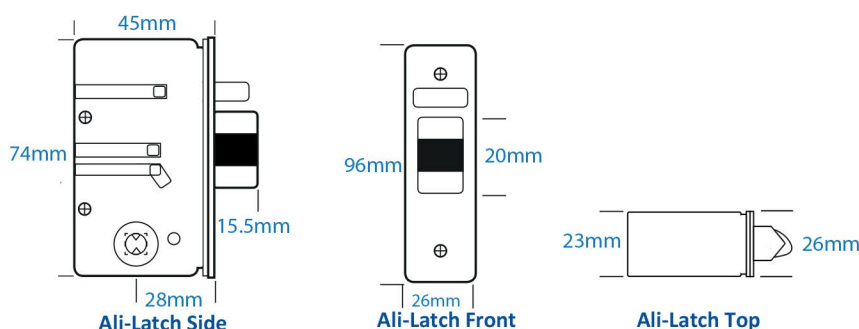
BL5702 MG Pro ECP

Flat bar lever keypad lock with an internal lever handle, built-in key override and an ali-latch

Technical Information

Construction:	Cast housing and handle with s/steel buttons
Buttons:	14 buttons; 12 coded, 1 clear & 1 code change or 13 buttons; 12 s/steel 10x11mm inbedded & engraved
Finishes:	Satin chrome (Excl. BL2400 ECP series), Satin stainless (BL2400 ECP /BL5400 ECP /BL5700 ECP series) Black marine external grade coating (BL4402 ECP & BL4442 ECPMG Pro)
Fixings:	1 flat bladed sprung spindle (120mm) and M4 screw fixings
Door type:	Suitable for Internal light-medium duty doors and gates
Door thickness:	Fixings to suit door thickness up to 85mm
Holdback mode:	Only available on single sided models (BL2202 ECP /BL2402 ECP /BL2502 ECP /2702 ECP /BL4402 ECP)
Free passage:	Optional free passage mode from 'F' button - Allows free access through the door w/o the need of inputting the code (BL5402 ECP /BL5702 ECP /BL5202 ECP /BL5702 MG Pro ECP)

Dimensions



(866) 951-9370

sales@independentsecuritypartners.com

AR Ali-latch models










AR ali-latch models



The Ali-latch has been specifically designed for narrow stile aluminium sections. Now, it can be supplied with the extended AR forend measuring 175 x 26mm making it ideal for retro-fitting leading brands.

The latch bolt is reinforced with hardened steel pins for extra strength and durability. The anti-thrust pins ensures it is dead latched once the door is closed. It is also compatible with third-party electric strikes where remote access is required.

FEATURES

-  On door code change (ECP models)
-  Optional free passage mode
-  Key by-pass
(BL5702 AR ECP / BL5772 AR ECP)
-  Cycle tested 100k+
-  1000-2100+ combinations
-  Reversible on site
-  Optional code change disabling plug (ECP models)

Series Options

- **Key Override (BL5702 AR ECP)**
Built-in key cylinder fitted in the knob turn handle, allowing bypass with just the key.
- **Back to Back keypads (BL5452 AR ECP /BL5772 AR ECP)**
Back to back lever turn keypads with coded keypads fitted both sides, requiring coded entry and exit.
- **Narrow profile locking system (BL6002 AR)**
Narrow profile keypad designed for use on narrow stile and UPVC doors.
- **Internal push/pull pads (BL5482 AR ECP /BL5782 AR ECP /BL6082 A)**
Internal reversible push /pull pads in replacement of standard internal lever handles.



BL5402 AR ECP

Flat bar lever keypad with internal lever handle and AR ali-latch



BL5702 AR ECP

Flat bar lever keypad with internal lever handle, AR ali-latch and built-in key override



BL6002 AR

Narrow style lever keypad with an internal lever handle and AR ali-latch



BL5482 AR ECP

Flat bar lever keypad with internal push/pull pad and AR ali-latch



BL5782 AR ECP

Flat bar lever keypad with internal push/pull pad, AR ali-latch and built-in key override



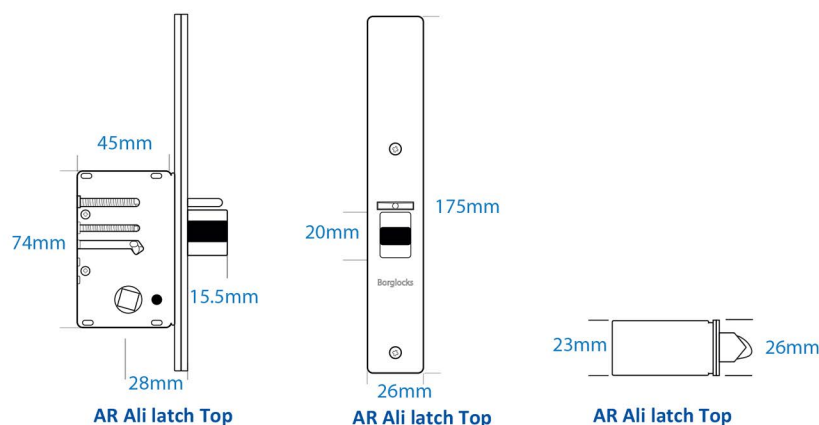
BL6082 AR

Narrow style lever keypad with an internal push/pull pad and AR ali-latch

Technical Information

Construction:	Cast housing & handle with s/steel buttons
Buttons:	13 buttons; 12 s/steel 10x11mm inbedded & engraved (BL5402 ECP & BL5702 ECP) or 7 buttons; 7 coded, 1 free passage (BL6002 AR)
Finishes:	Satin chrome /Stainless steel (BL5402 ECP & BL5702 ECP series), Satin stainless /White (BL6002 AR models only)
Fixings:	8mm bladed spindles & m4 s/steel fixings (BL5402 AR ECP & BL5702 AR ECP), 8mm square spindle & M4 s/steel fixings (BL6002 AR)
Door type:	Suitable for internal aluminum, steel, timber & composite doors (Satin Chrome), sheltered external (Satin Stainless)
Door thickness:	Fixings to suit door thickness up to 85mm
Free passage:	Optional free passage mode from 'F' button - Allows free access through the door w/o the need of inputting the code

Dimensions



(866) 951- 9370

sales@independentsecuritypartners.com

**Fire Tested
SERIES**








Fire Tested Series



Our range of fire tested keypads have been successfully fire tested for 30 and 60 minutes by BM Trada in accordance with BS EN1634-1 and BS EN1363-1. This test included six of our most popular models: The BL2400, BL2500, BL2700 BL5000, BL6000 and BL7000 series.

Each unit comes with stainless steel fixings and supplied intumescent kits for the latch /lockcase and strike plate. Available in either 60mm tubular latch variants or, for the heavier duty locks, with relevant lockcases to suit.

FEATURES

-  On door code change
-  30 & 60 minute fire tested
-  1000-4000+ combinations
-  Reversible on site
-  Optional code change disabling plug (ECP Models)



Series Options

- **Light - medium duty lock (BL2401 ECP FT /BL2501 ECP FT /BL2701 ECP FT)**
Keypads designed for light - medium duty traffic flow
- **Medium - Heavy duty lock (BL5401 ECP FT /BL5403 ECP FT)**
Keypads designed for medium - heavy duty traffic flow
- **Heavy duty lock (BL6001 FT /BL6003 FT /BL7001 FT /BL7003 FT)**
Keypads designed for heavy duty and industrial level traffic flow
- **Tubular latch (BL2401 ECP FT /BL2501 ECP FT /BL2701 ECP FT /BL5401 ECP FT /BL5403 ECP FT)**
Fitted with a 60mm tubular latch, complete with anti-thrust pin
- **Lockcase (BL5403 ECP FT /BL6003 FT /BL7003 FT)**
60 x 72mm standard euro profile lockcase with optional key override and deadbolting function (key cylinder required)



BL2401 ECP FT

Flat bar lever keypad with lever handle and tubular latch



BL2501 ECP FT

Knob turn keypad with internal paddle handle, tubular latch & holdback function



BL2701 ECP FT

Knob turn keypad with internal paddle handle, tubular latch and built-in key override



BL5401 ECP FT

Flat bar lever keypad with free passage mode, inside handle unit and tubular latch



BL6001 FT

Heavy duty narrow lever keypad with internal lever handle and tubular latch




BL6003 FT

Heavy duty narrow lever keypad with internal lever handle and lockcase




BL7001 FT

Heavy duty lever keypad with internal lever handle and tubular latch



BL7003 FT

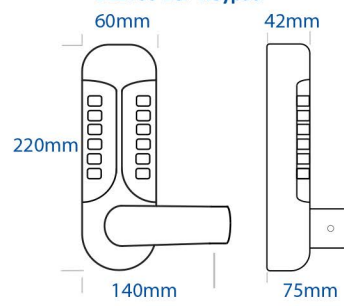
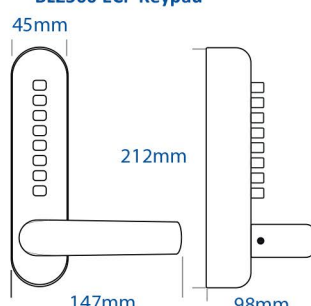
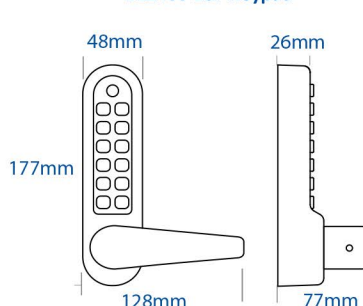
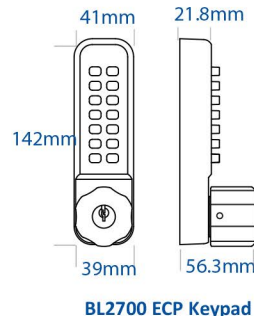
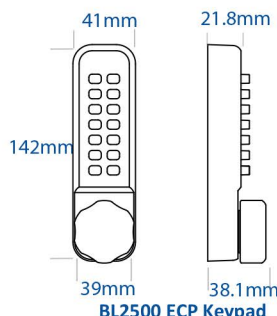
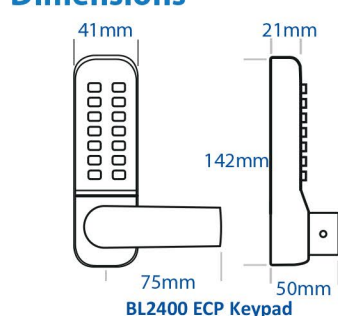
Heavy duty lever keypad with internal lever handle and lockcase



BL5403 ECP FT

Flat bar lever keypad with free passage mode, inside handle unit and escape lockcase

Dimensions



(866) 951-9370

sales@independentsecuritypartners.com